

The Parents' Guide to
Google Classroom
For KS1 and KS2

What is Google Classroom?

Think of Google Classroom as your child's digital link to learning.

Teachers use Google Classroom to share assignments, homework, and much more with students.

Getting Started



Your child was provided with a secure login and password that is unique to them. This is stuck in their reading diary for reference.

Getting Started



1

Open the internet and
type in
classroom.google.com

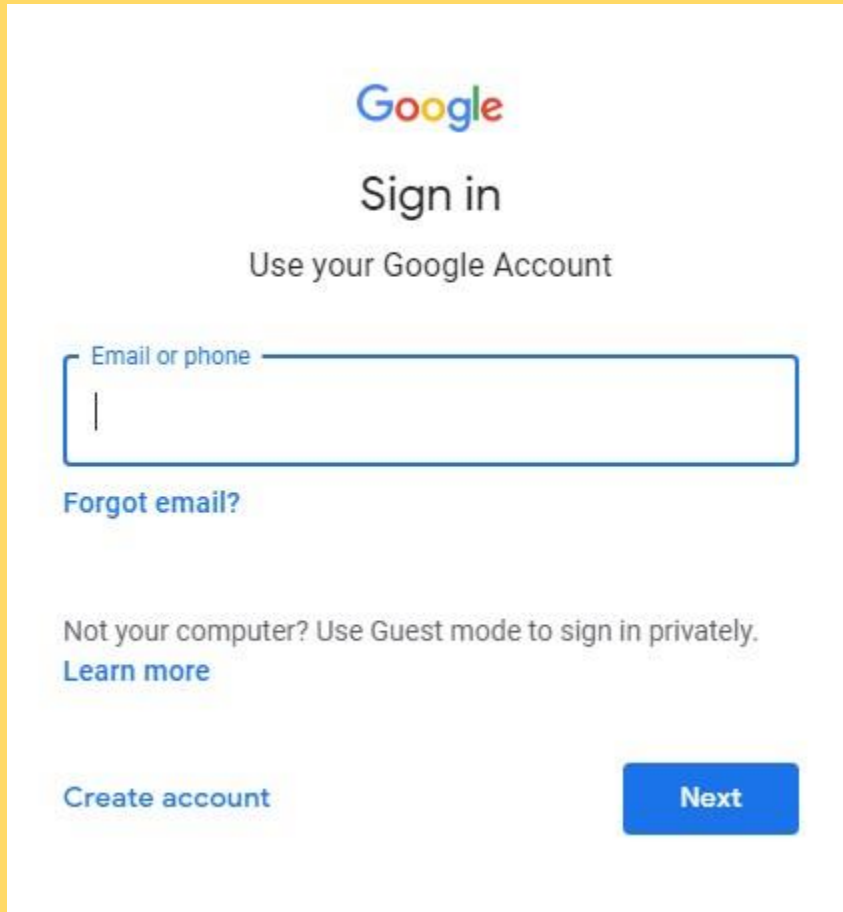
Getting Started

2

Click on

[Go to Classroom](#)

Getting Started



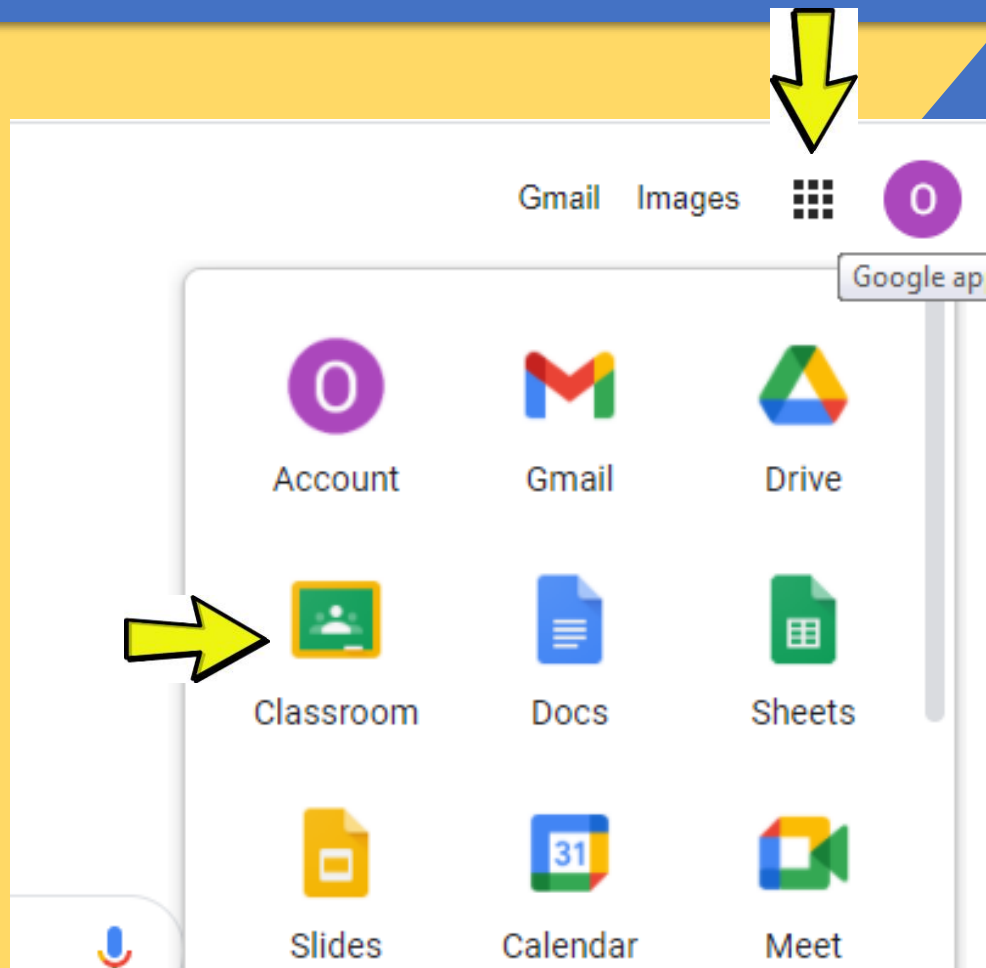
The image shows a screenshot of the Google sign-in page. At the top, the Google logo is displayed in its multi-colored font. Below it, the text 'Sign in' is centered, followed by 'Use your Google Account'. A text input field is present with the placeholder text 'Email or phone' and a vertical cursor. Below the input field, there is a link for 'Forgot email?'. Further down, there is a line of text: 'Not your computer? Use Guest mode to sign in privately.' followed by a link 'Learn more'. At the bottom left, there is a link 'Create account', and at the bottom right, there is a blue button labeled 'Next'.

3

Type in your child's email address and password to sign in.

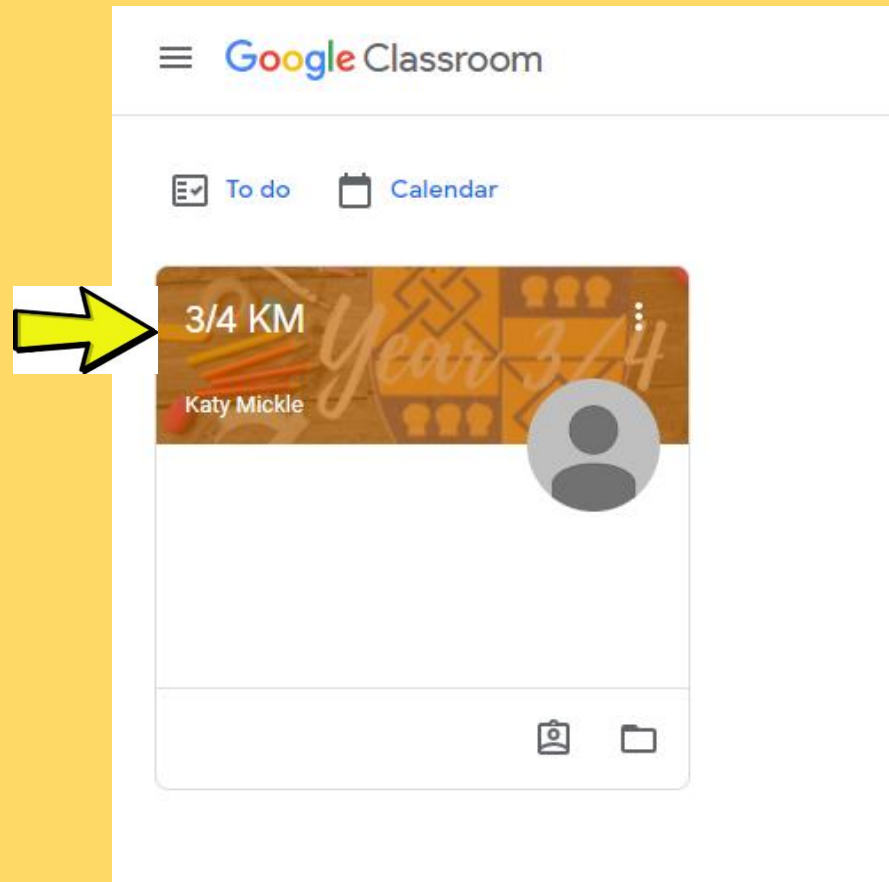
Namehere@vernonpark.stockport.sc.uk

Getting Started



If you are not taken to the Google Classroom page straight away then click on the apps 'waffle' and select 'Classroom'.



Getting Started



4

Now you should see their class listed. Click on the class name to access your 'classroom'.

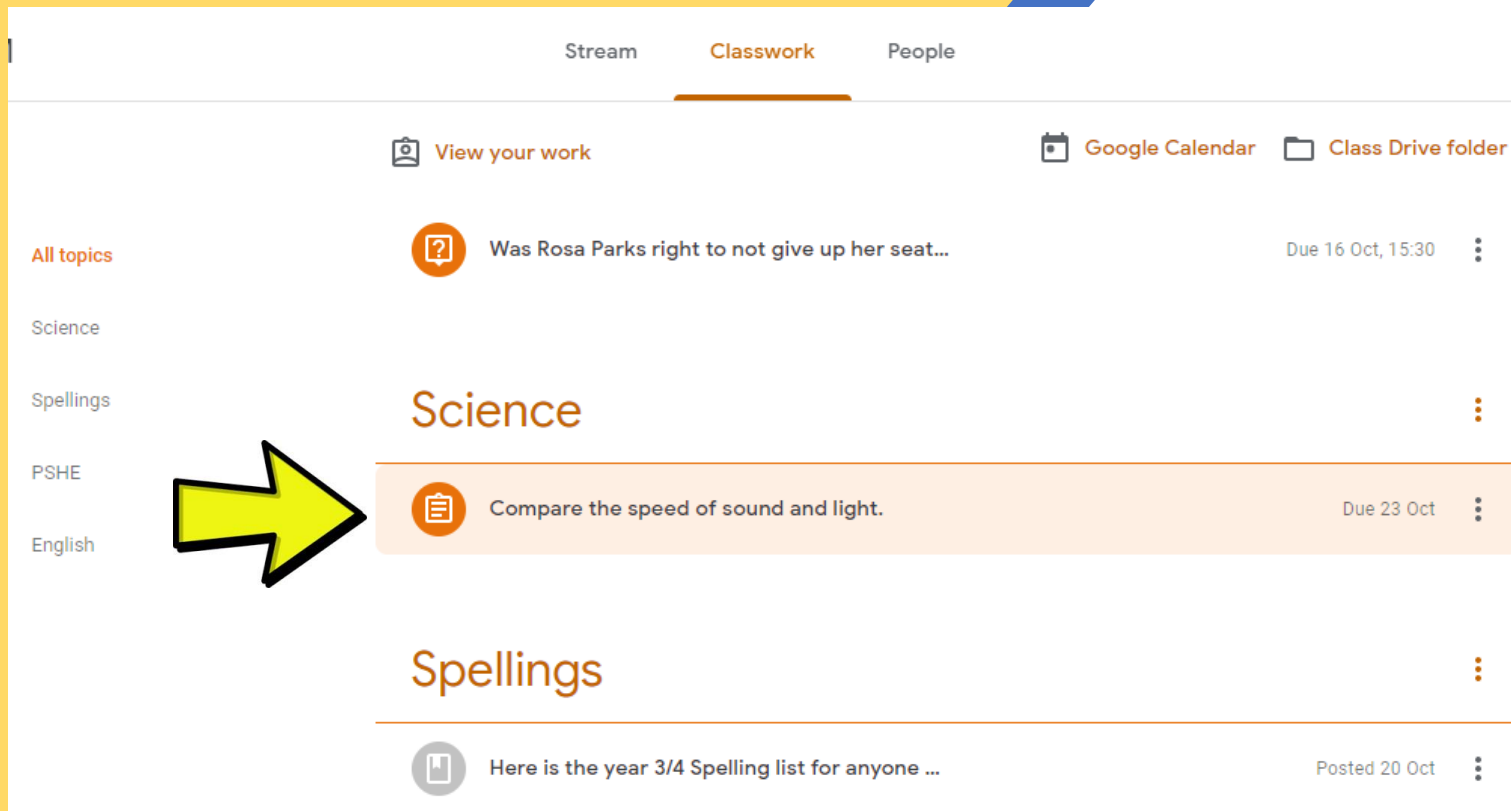
Getting Started






5

This is 'inside' the digital classroom. You will find work posted in 'Classwork' at the top.

Completing Work



Stream **Classwork** People

 View your work  Google Calendar  Class Drive folder


All topics

Science


Spellings

PSHE


English

 Was Rosa Parks right to not give up her seat... Due 16 Oct, 15:30

Science

 Compare the speed of sound and light. Due 23 Oct

Spellings


 Here is the year 3/4 Spelling list for anyone ... Posted 20 Oct

1

Click 'Classwork' and then click on the assignment you have been set.


Completing Work


Science

 Compare the speed of sound and light.

Posted 19 Oct

Log in to your Developing Experts account - following the instructions below.
<https://www.developingexperts.com>
Once you have watched the presentation, have a go at the activity below.
You can also do the quiz and word search on your developing experts dashboard. Enjoy!

 Developing Experts Instr...
PDF

 Child's Name - Science...
Google Docs

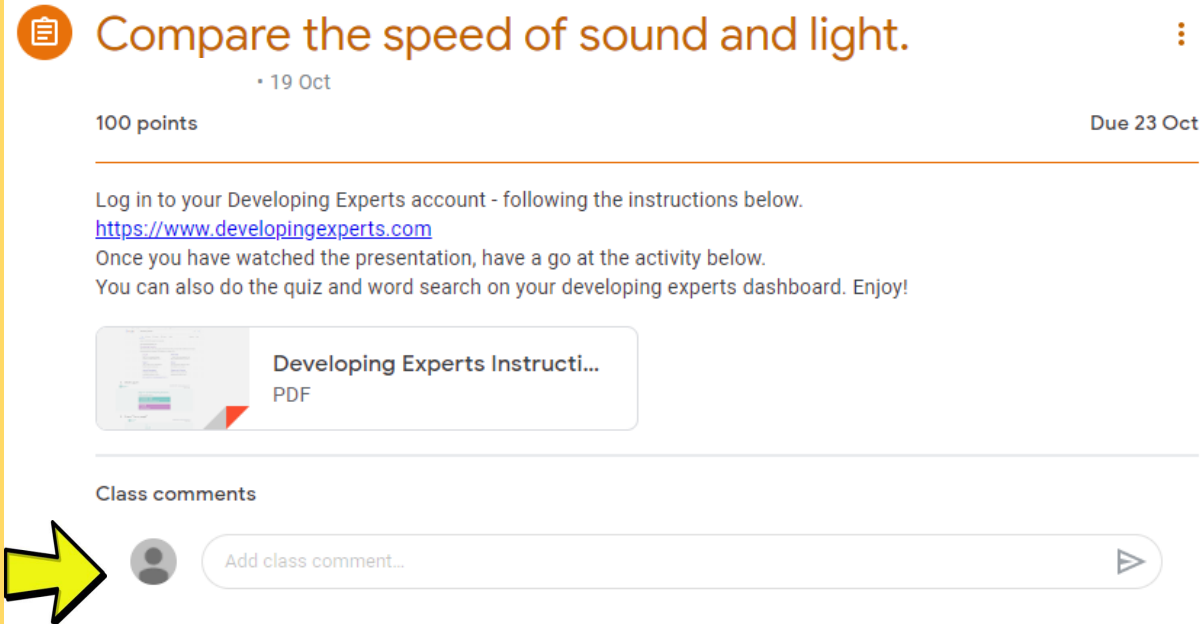
[View assignment](#)





2

Read the teacher information. There might be a link or document posted below. You can click on that and complete your task.

Completing Work




 Compare the speed of sound and light. 



• 19 Oct

100 points Due 23 Oct

Log in to your Developing Experts account - following the instructions below.
<https://www.developingexperts.com>
Once you have watched the presentation, have a go at the activity below.
You can also do the quiz and word search on your developing experts dashboard. Enjoy!

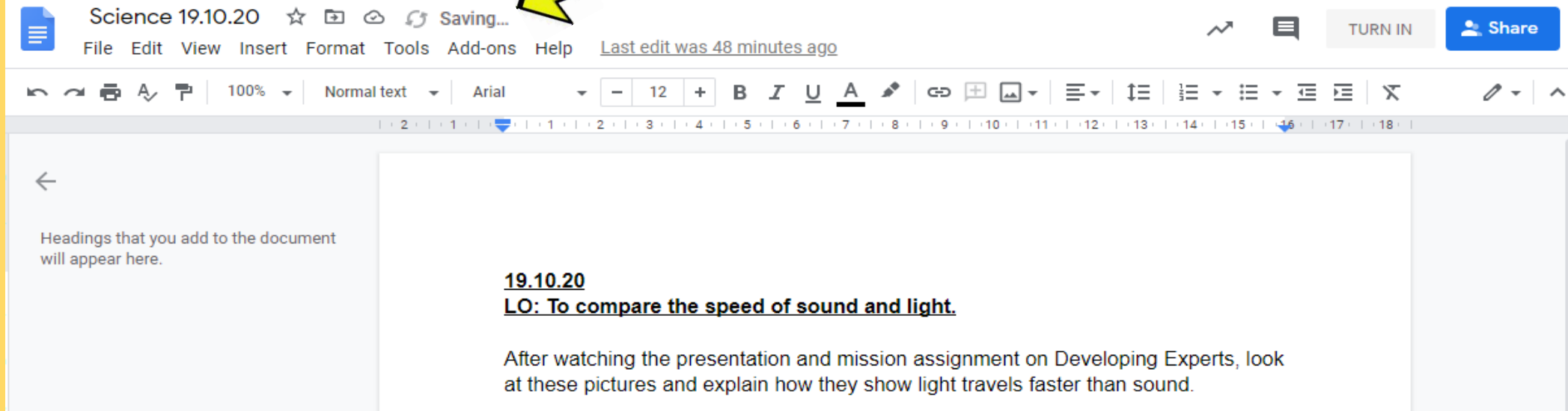
 Developing Experts Instructi...
PDF

Class comments

Tip:
If you get stuck, you can post a note to your teacher about it in the comments section.

Completing Work



Science 19.10.20 ☆ 📁 🌐 🔄 Saving...
File Edit View Insert Format Tools Add-ons Help Last edit was 48 minutes ago

TURN IN Share

Normal text Arial 12 B I U A

←

Headings that you add to the document will appear here.

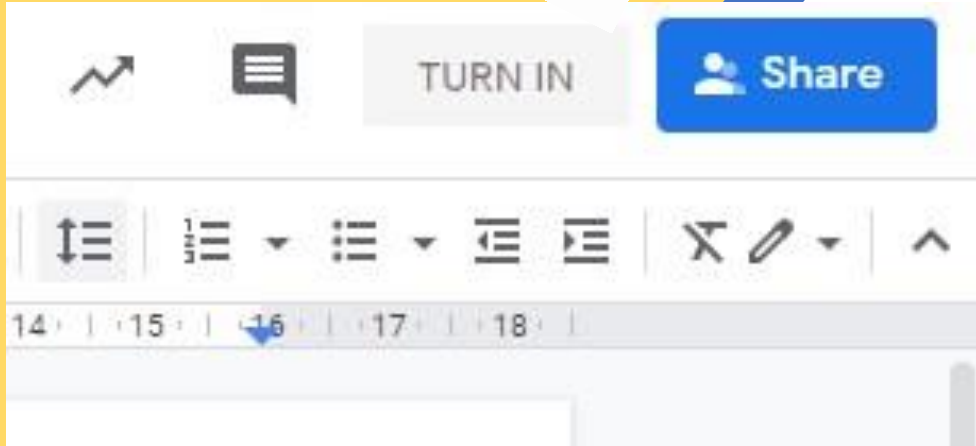
19.10.20
LO: To compare the speed of sound and light.

After watching the presentation and mission assignment on Developing Experts, look at these pictures and explain how they show light travels faster than sound.

3

Once you have opened the document with your work on, you can type straight into that document and it will automatically save any work you do.

Completing Work



4

When you have finished your work, look for the 'Turn in' button in the top right hand corner. Click this and you are done.

Your work will be returned to your teacher for them to mark.

School adults will respond to work and comments during the normal hours of the school day; we aim to respond within 24 hrs of the comment or submission.

FAQs

You can find more support using this link to Google's support page for Classroom

<https://support.google.com/edu/classroom/?hl=en&topic=6020277>

If you select the topic you need help with, there will be an option to select what type of technology you are using e.g. Apple, Android, Computer.